

# POWER PACKS

**ICE**  
INTERNATIONAL CONSTRUCTION EQUIPMENT

**ICE**

INTERNATIONAL CONSTRUCTION EQUIPMENT



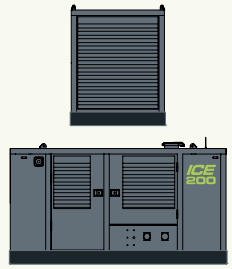
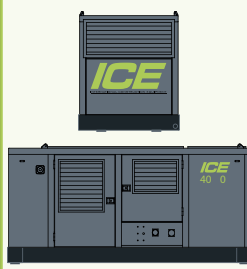

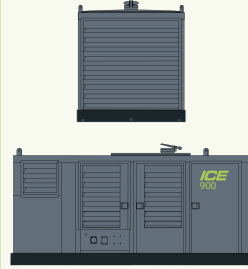
**GÁNDARA**

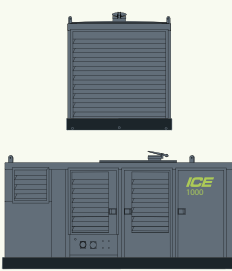
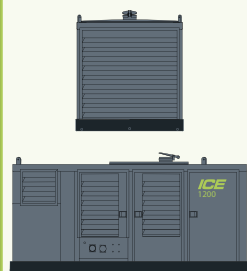

SU EQUIPO EN CIMENTACIÓN



POWER MAKES ALL THE DIFFERENCE

## POWER PACKS

	200RF	400RF	600RF	900RF
				
Diesel engine	Caterpillar C6.6 ATAAC	Caterpillar C9 ACERT	Caterpillar C9	Volvo TAD1643VE
Pump	Parker PVplus140	Parker PVplus180	PVplus180 + PVplus140	2x Parker PVplus270
Max. power	168 - 228 kW/HP	242 - 329	403 - 548	565 - 768
Max. frequency	2100 rpm	2200	2100	1800
Working pressure	350 bar	350	350	450
Max. oil flow	275 l/min	380	670	970
Oil flow @ 350 bar	245 l/min	365	625	870
Weight	3750 kg	5650	7600	11000
L x W x H	3200 x 1540 x 1700 mm	4000 x 1650 x 1940	4500 x 1740 x 2250	5350 x 2400 x 2340

	1000RF	1200RF	
			
Diesel engine	2x Volvo TAD1241GE	2x Volvo TAD1242GE	
Pump	4x Parker PVplus180	4x Parker PVplus180	
Max. power	686 - 932 kW/HP	820 - 1116	
Max. frequency	1800 rpm	1800	
Working pressure	350 bar	350	
Max. oil flow	1250 l/min	1290	
Oil flow @ 350 bar	1020 l/min	1220	
Weight	12000 kg	12000	
L x W x H	5350 x 2400 x 2340 mm	5350 x 2400 x 2340	

THE ICE POWER PACKS ARE EQUIPPED WITH DIFFERENT MOTOR AND PUMP COMBINATIONS. CONTACT YOUR ICE REPRESENTATIVE FOR THE SPECIFICATIONS OF THE NON MENTIONED COMBINATIONS



COOL

---

**GM** SER. NO. JRE5M174      ENGINE MODEL CTS      1500  
CERT. NO.      ALT.      4022 F  
MODIFICATION HOUSE ORDER      ELECTRONICS CP  
AK NO. 284-3835      ECM SOFTWARE 294-7320      PERF. SPEC. GM-5098  
CUM. HR      PTE. ISLAND 13      HP  
DEM. NO.      140  
FLS. INTERCEPT 9      MAX.      403.0 MW      MW  
ADV.      540 HP      403.0 MW      MW  
USE SERVICE TOOL TO VERIFY CURRENT ENGINE SETTINGS

762993